



M60 v4 Floorstanding



Every member of our Axiom team is pleased that you have decided to purchase one of our products. We have all worked hard to bring the highest level of satisfaction to your audio experience.

Axiom is deeply committed to ongoing audio research. It began in the early 1980s when I was involved with the world-class psycho-acoustical research that was being conducted at the National Research Council in Ottawa, Canada. Since that time we have built one of the finest acoustical laboratories in the world at our facility in Dwight, Canada where we continue this research allowing Axiom to provide the world's most realistic-sounding loudspeakers.

At Axiom our goal is to provide you with a truly exciting and emotional experience every time you listen to your audio system. We want you to feel part of our Axiom family and as such we stand at the ready to deliver personal, expert advice on any of your audio needs.

Sincerely,

A handwritten signature in blue ink, appearing to read 'I. Colquhoun'.

Ian Colquhoun  
President and Founder  
Axiom Audio

## Placement

The location of your new Axiom tower speakers will significantly affect the sound quality you experience in your particular room so take care to position them correctly. Avoid trying to “hide” them inside an entertainment center or other enclosed cabinets (Axiom makes special in-cabinet speakers for such applications.) Speakers sound their best in free space, unencumbered by surrounding cabinetry, with a clear line towards your seating area. Large upholstered chairs blocking the tweeters may result in reduced treble detail and clarity.

For a wide and spacious stereo or home theater soundstage, separate the front left and right speakers by 6 feet or more, up to 12 feet apart, or by at least half the distance you sit from the speakers, e.g. if you sit 15 feet away from the speakers, separate them by at least 8 feet. You can experiment with slightly angling the speakers in toward the listening area or having them face straight out into the room. Each room is different, and toeing in the speakers toward your seating may improve the stereo soundstage.

If you are using your tower speakers as your main speakers in a home theater, place them to each side of the video display or screen equidistant from the screen so the stereo sound will be integrated with the TV image. Keep your tower speakers out of corner locations by 1 foot or more, as corners may result in exaggerated “boomy” bass and colored sound. Leave at least 2 or 3 inches between the rear of the speakers and the wall behind for “breathing” room for the bass ports. Note, too, that the closer you place tower speakers to any adjacent walls, including the wall behind the speakers, the greater the deep bass output will be. The farther out you move them from nearby wall surfaces, the less bass you’ll hear. Experiment with the placement so bass is smooth and deep, free from “boomy” bass effects (unless that’s an effect you like). Axiom has available special port plugs <http://www.axiomaudio.com/port-plug> if the proximity to the wall or corner is causing too much bass but you cannot move your speakers out further into the room.

## Hookup

Turn the speakers around and look at the back panel. You'll see gold-plated 5-way binding posts, to which you are going to connect the speaker cables from your receiver or amplifier. Each gold binding post is colour coded. RED is POSITIVE, BLACK is NEGATIVE. You will also see a positive (+) sign engraved in the plastic beneath the RED binding post, and a negative (-) sign beneath the BLACK binding post. Your amplifier will likely have these same colours and/or symbols. Note: for surround and centre channels the positive is likely a different colour on your receiver or amplifier. However, black is universally used for the negative (-).

Examine your speaker cables. There will be something to differentiate each wire in the pair of wires; the insulation may have color coding, or one wire may be copper-colored while the other is silver-coloured, or there may be printing on one of the wires, or a ribbed pattern on the plastic insulation of one of the wires. IT IS EXTREMELY IMPORTANT TO CHOOSE ONE WIRE TYPE TO BE THE NEGATIVE AND FOLLOW THAT THROUGH YOUR ENTIRE HOOKUP.

The Axiom binding post is very versatile to suit the type of wire end you may be desirous to use (see wiring diagram). If you are using spade connectors the 1/4" type is best as the Axiom binding post will lock in a 1/4" spade to stop it from spinning when tightened by lifting the ring on the post. BE SURE TO USE THE SUPPLIED PLASTIC WRENCH TO TIGHTEN YOUR BINDING POSTS AND CHECK THEM EVERY YEAR TO ENSURE THEY ARE STILL TIGHT.

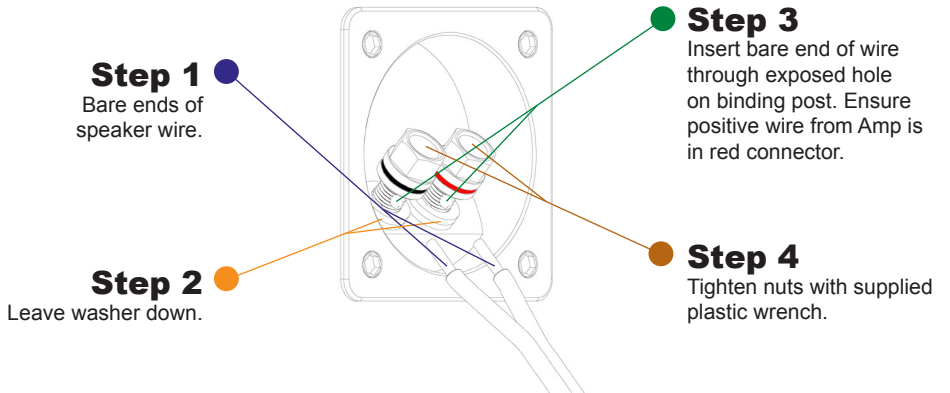
## Leveling

To level your speaker simply rotate the outside of each foot until they reach the desired height.

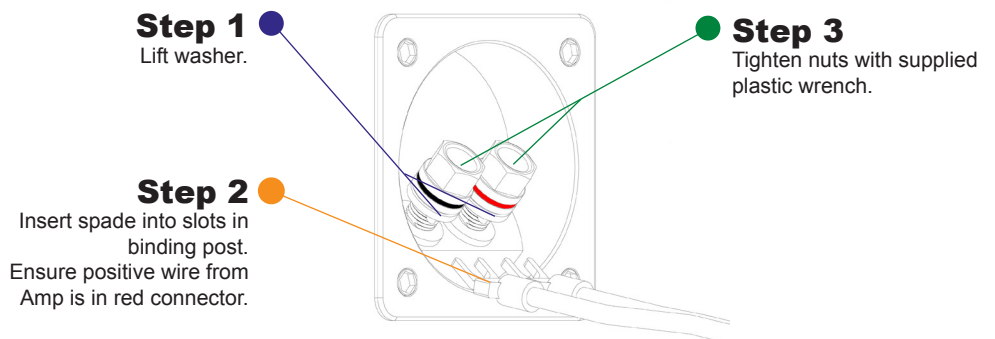
Front Left Speaker: White  
 Subwoofer: Purple  
 (line-level RCA output only)  
 Front Right: Red  
 Center: Green  
 Left Surround (side): Blue  
 Right Surround (side): Gray  
 Left Back Surround: Brown  
 Right Back Surround: Tan



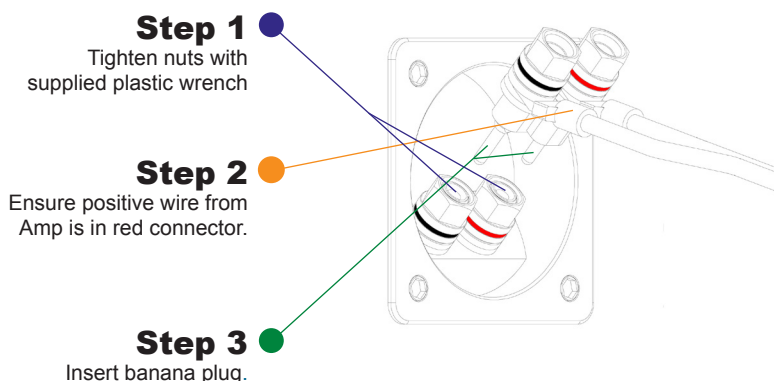
## Bare Wire



## Spade Lug (1/4-inch spade)



## Banana Plug (3/4-inch spacing)



For detailed instructions on dual binding post inputs please visit [www.axiomaudio.com/dual-input-connections](http://www.axiomaudio.com/dual-input-connections)


## Banana Plugs

If you are planning on moving your speakers from time to time then banana plugs can be a very handy addition. These high-quality gold-plated banana plugs mount to the end of your speaker cables and make for quick plugging and unplugging of your cables from your Axiom speakers.



## Bulk Speaker Cable

Axiom's rugged rubberized bulk speaker wire is remarkably flexible, for even the trickiest custom installations. This 12-gauge oxygen-free cable is one of the most highly-stranded speaker cables on the market. It is 99.9999 percent oxygen free and has ultra-low 0.00341 ohms of resistance per foot for maximum transfer of amplifier power. Axiom bulk speaker wire has unterminated ends and is cut to order so you get just what you need.



For detailed specifications please visit [www.axiomaudio.com](http://www.axiomaudio.com)



AXIOM AUDIO HEAD OFFICE: 2885 HIGHWAY 60  
DWIGHT, ON CANADA  
PoA 1H0

TOLL FREE (NORTH AMERICA): 1-888-352-9466  
WORLDWIDE: 1-705-635-2222  
EMAIL: [INFO@AXIOMAUDIO.COM](mailto:INFO@AXIOMAUDIO.COM)

[www.axiomaudio.com](http://www.axiomaudio.com)